


CORN COB LAMPS - LCE39 FOR COMMERCIAL FIXTURES



SCAN FOR VIDEO

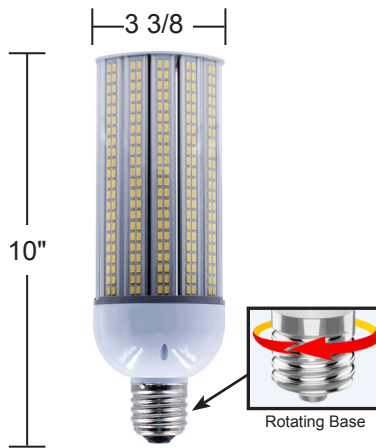
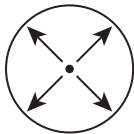
Easily Convert existing MH or HPS fixtures to LED with Wave Lighting's Corn Cob Lamps using a ballast bypass. These lamps are designed for enclosed fixtures and replace metal halide and high-pressure sodium lamps. In addition to being energy efficient, our corn cob lamps have an estimated 50,000 lifespan.



LCE39-54C-T5

Type 5 LED Lamp
54 Watt, 4000K, 7290lm
Replaces up to 250W MH
360° Beam Angle

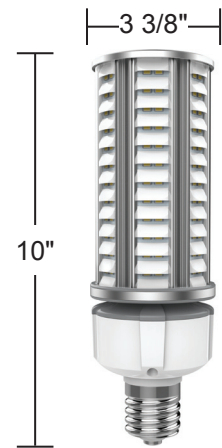
Type V
(top view)



LCE39-40C-T3

Type 3 LED Lamp
40 Watt, 4000K, 5600lm
Replaces up to 250W MH
180° Adjustable Beam Angle

Type III
(top view)



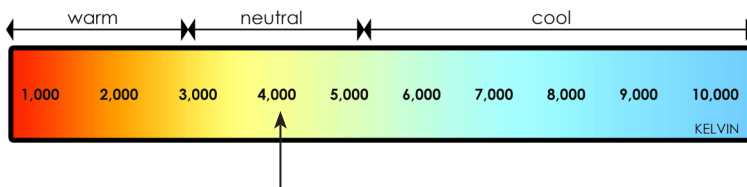
LCE39-54C-DS

Dark Sky LED Lamp
54 Watt, 4000K, 5900lm
Replaces up to 250W MH
180° Down Beam Angle

Dark Sky
(side view)



KELVIN COLOR TEMPERATURE SCALE



LIGHT SOURCE OPTION

REPLACEABLE LED CORN COB

- 100-277V, 50/60Hz
- 250W Metal Halide Equivalent Lamp Included
- E39 Mogul Base Socket
- Estimated 50,000 Hrs L₇₀
- For Enclosed Fixtures
- Surge Supression
- Available in 4000K CCT, 80 CRI
- Type 3, Type 5, or Dark Sky Distribution
- 5 Year Warranty
- UL & DLC Listed