



PROJECT _____

TYPE _____

VOLTAGE _____

CORN COB LAMPS - LCE39

FOR LIGHT COMMERCIAL FIXTURES

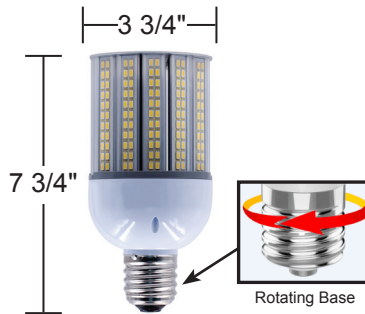
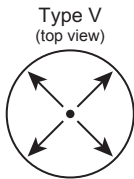


SCAN FOR VIDEO


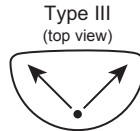
Easily Convert existing MH or HPS fixtures to LED with Wave Lighting's Corn Cob Lamps using a ballast bypass. These lamps are designed for enclosed fixtures and replace metal halide and high-pressure sodium lamps. In addition to being energy efficient, our corn cob lamps have an estimated 50,000 lifespan.



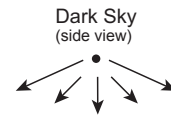
LCE39-24C-T5
Type 5 LED Lamp
24 Watt, 4000K, 3120lm
Replaces up to 100W MH
360° Beam Angle



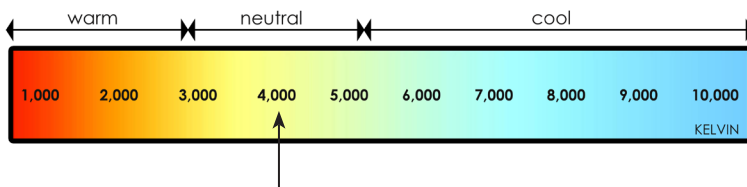
LCE39-20C-T3
Type 3 LED Lamp
20 Watt, 4000K, 3000lm
Replaces up to 100W MH
180° Adjustable Beam Angle



LCE39-24C-T5
Dark Sky LED Lamp
24 Watt, 4000K, 2400lm
Replaces up to 100W MH
180° Down Beam Angle



KELVIN COLOR TEMPERATURE SCALE



LIGHT SOURCE OPTION

REPLACEABLE LED CORN COB

- 100-277V, 50/60Hz
- 100W Metal Halide Equivalent Lamp
- E39 Mogul Base Socket
- Estimated 50,000 Hrs L₇₀
- For Enclosed Fixtures
- Surge Supression
- Available in 4000K CCT, 80 CRI
- Type 3, Type 5, or Dark Sky Distribution
- 5 Year Warranty
- UL & DLC Listed