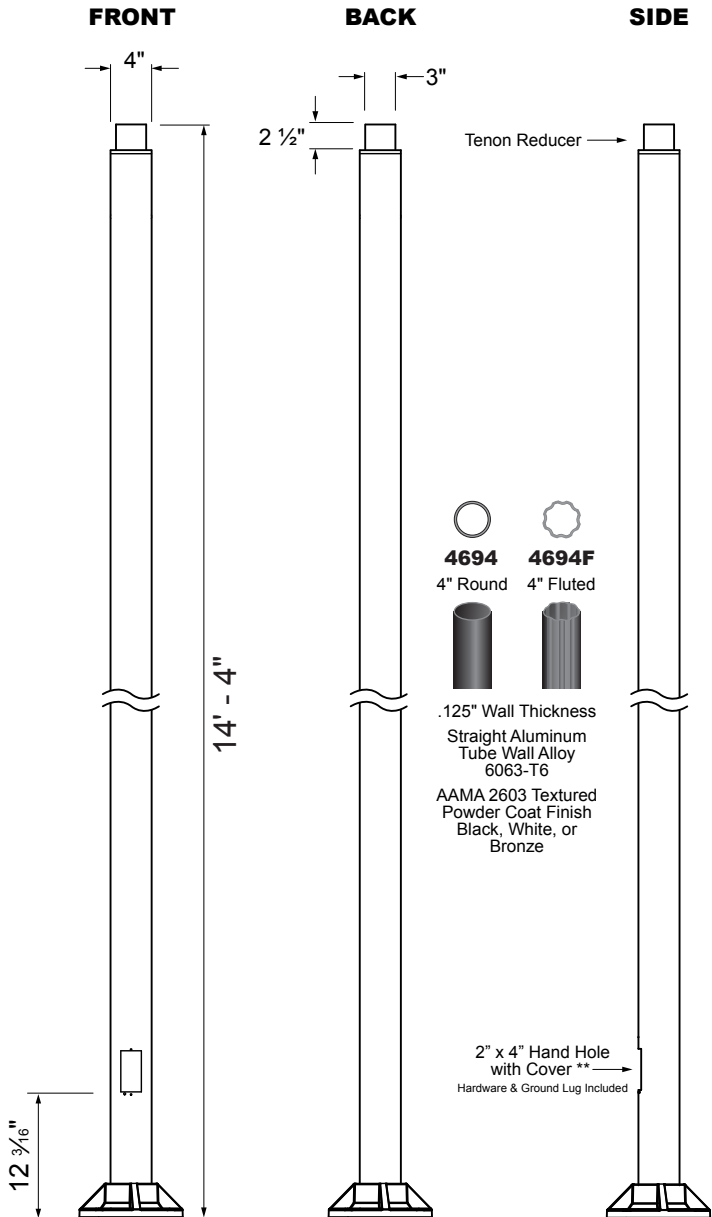


ROUND ALUMINUM POST

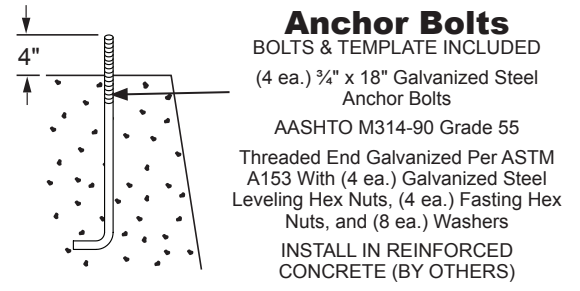
Lamp Posts & Accessories

Part # 4694/4694F - 14 Foot Long 4 Inch Diameter Surface Mount



| Dimensions | |
|---------------------|-------------|
| Mounting Height: | 14 ft |
| Wall Thickness: | .125 in |
| Butt Diameter: | 4 in |
| Top Outer Diameter: | 3 in |
| Base Diameter: | 10 1/8 in |
| Bolt Circle: | 8 1/2 in |
| Bolt Projection: | 4 in |
| Bolt Size: | 3/4 x 18 in |
| Net Weight: | 19 lbs |
| Luminary Weight: | 100 lbs |

| Maximum EPA (ft ²) WIND MAP ON BACK | |
|--|------|
| 110 MPH: | 4.00 |
| 115 MPH: | 3.50 |
| 120 MPH: | 3.00 |
| 130 MPH: | 2.25 |
| 140 MPH: | 1.50 |
| 150 MPH: | 1.00 |
| 160 MPH: | 0.50 |
| 170 MPH: | 0.25 |

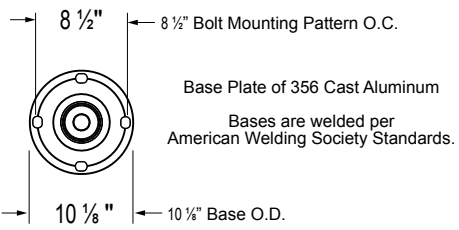


Anchor Bolts
 BOLTS & TEMPLATE INCLUDED
 (4 ea.) 3/4" x 18" Galvanized Steel Anchor Bolts
 AASHTO M314-90 Grade 55
 Threaded End Galvanized Per ASTM A153 With (4 ea.) Galvanized Steel Leveling Hex Nuts, (4 ea.) Fasting Hex Nuts, and (8 ea.) Washers
 INSTALL IN REINFORCED CONCRETE (BY OTHERS)

SEE SAFETY NOTES ON BACK

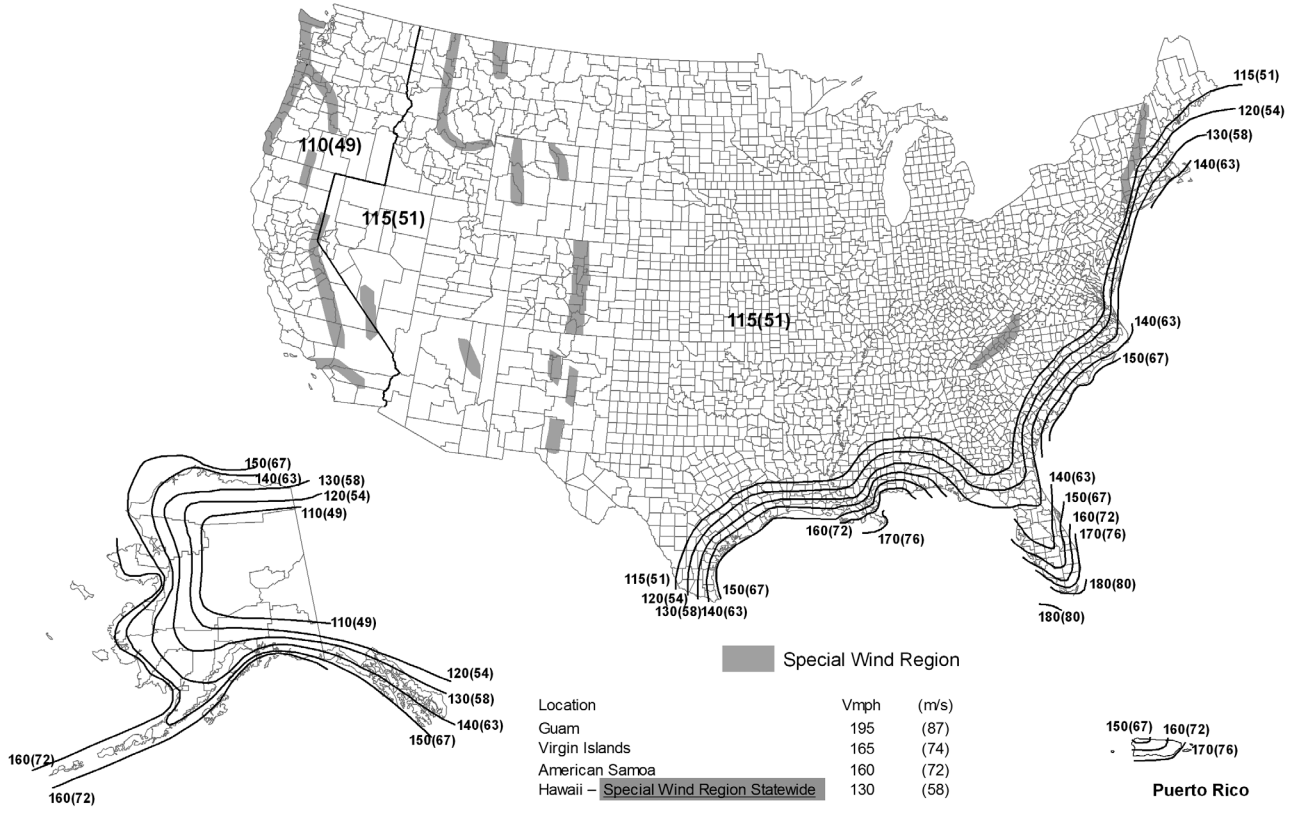
ORDERING EXAMPLE: 4694-BK-HH

| ITEM # | BASE COVER*** | COLOR | OPTION |
|--------|--|-----------------------|--------|
| 4694 | No Cover | BK-Black | HH** |
| 4694F | AB-Americana DB-Decor RB-Round Cover VB-Victorian | BZ-Bronze WH-White | |



* Option Not Available on 4694F
 ** To meet U.L. and N.E.C. standards, any post designed to be mounted over 8' above ground includes a 2" x 4" Hand Hole and ground lug.
 *** See catalog for base cover options.

PREPARED PER PERMISSION ANSI/ACSE 7-10



Notes:

1. Values are nominal design 3-second gust wind speeds in miles per hour (m/s) at 33 ft (10m) above ground for Exposure C category.
2. Linear interpolation between contours is permitted.
3. Islands and coastal areas outside the last contour shall use the last wind speed contour of the coastal area.
4. Mountainous terrain, gorges, ocean promontories, and special wind regions shall be examined for unusual wind conditions.
5. Wind speeds correspond to approximately a 7% probability of exceedance in 50 years (Annual Exceedance Probability = 0.00143, MRI = 700 Years).

The material presented is for general data purposes only and intended solely as informational guidance. Wave Lighting assumes no responsibility for errors or omissions in the material provided above. In no event shall Wave Lighting be liable for any special, direct, consequential, or incidental damages or any damages whatsoever, whether in action or contract, negligence or other tort, arising out of or in connection with the use of this data provided. Always consult local professionals to determine maximum wind velocities, gusting, and unique weather conditions for each specific application.

- Fixture and pole EPA values are based on wind pressures and forces specified in ANSI/ASCE 7-10.
- Wind speeds and listed EPAs are for ground mounting installations.
- Values are the highest-mile speeds at 33ft. (10 m) above ground for exposure Category 2.
- Local code may require wind speeds other than those shown on map.
- Harsh weather conditions such as hurricanes, typhoons, cyclones, or tornadoes may expose poles to flying debris and other disastrous effects not included in velocity ratings.

SAFETY NOTES

All surface mount posts are supplied with welded mounting bases.

Selecting a post for performance and safety requires a full understanding of various factors and conditions. Professional engineering assistance in selecting a post is highly recommended. Purchaser is responsible for meeting any and all codes or requirements. If you choose a post without getting such assistance, you do so at your own risk.