

POST FIXTURE ADAPTERS



.050" Wall Thickness

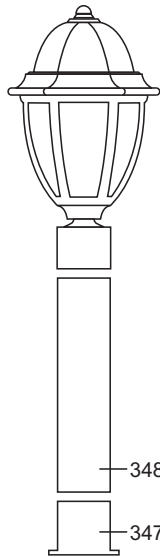
348

3" Custom Length Post for use with **347** Surface Mount Adapter

SPECIFY:

Color: **(BK)** Black, **(WH)** White or **(BZ)** Bronze

Length: **(XX)** must be in 6" intervals
Example Part Number: **348-12**

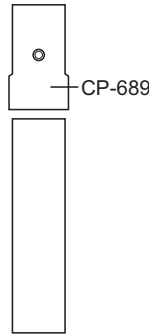


348


347



349



CP-689



347

Pier Mount Adapter for use with **348** Stub Post

SPECIFY:

(BK) Black
(WH) White
(BZ) Bronze



349

Pier Mount Adapter for 3" Post Mount Fixtures

SPECIFY:

(BK) Black
(WH) White
(BZ) Bronze



CP-689

688 120V Photo Control in hardware bag (assembly required) with Adaptor for 3" Posts

Not for use with commercial fixtures

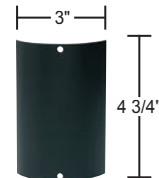
SPECIFY:
(BK) Black
(WH) White

POST ACCESSORIES



335

15" Aluminum Crossarm with Gold End Caps
3/4" Dia. mounting hole required
SPECIFY: Black or **(WH)** White



HH

2" x 4" Hand Hole Cover for 3" posts (includes mounting hardware)

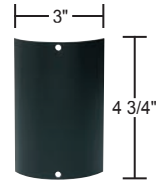
SPECIFY: Black, **(B)** Bronze, or **(W)** White



0500662 Black

0500663 White

Crossarm Plugs for 3/4" Dia. hole



HH4

2" x 4" Hand Hole Cover for 4" posts (includes mounting hardware)

SPECIFY: Black, **(B)** Bronze, or **(W)** White

PHOTOCONTROLS & OUTLETS FOR POST APPLICATIONS



320

120V for 3" Post with Ezee Change Plug, 1 3/8" Dia. mounting hole required
Up to 300W Inc., 54W LED
39W Fluor., 100W H.I.D.

SPECIFY: Black or **(W)** White


Specifications subject to change without notice.



688

120V Button Photo Control
1 1/16" Dia. mounting hole required
Up to 300W Inc., 54W LED
39W Fluor., 100W H.I.D.

SPECIFY: Black



338

120V Grounded Convenience Outlet
1 3/8" Dia. mounting hole required

SPECIFY: Black or **(W)** White

SEE SAFETY NOTE ON PAGE 62