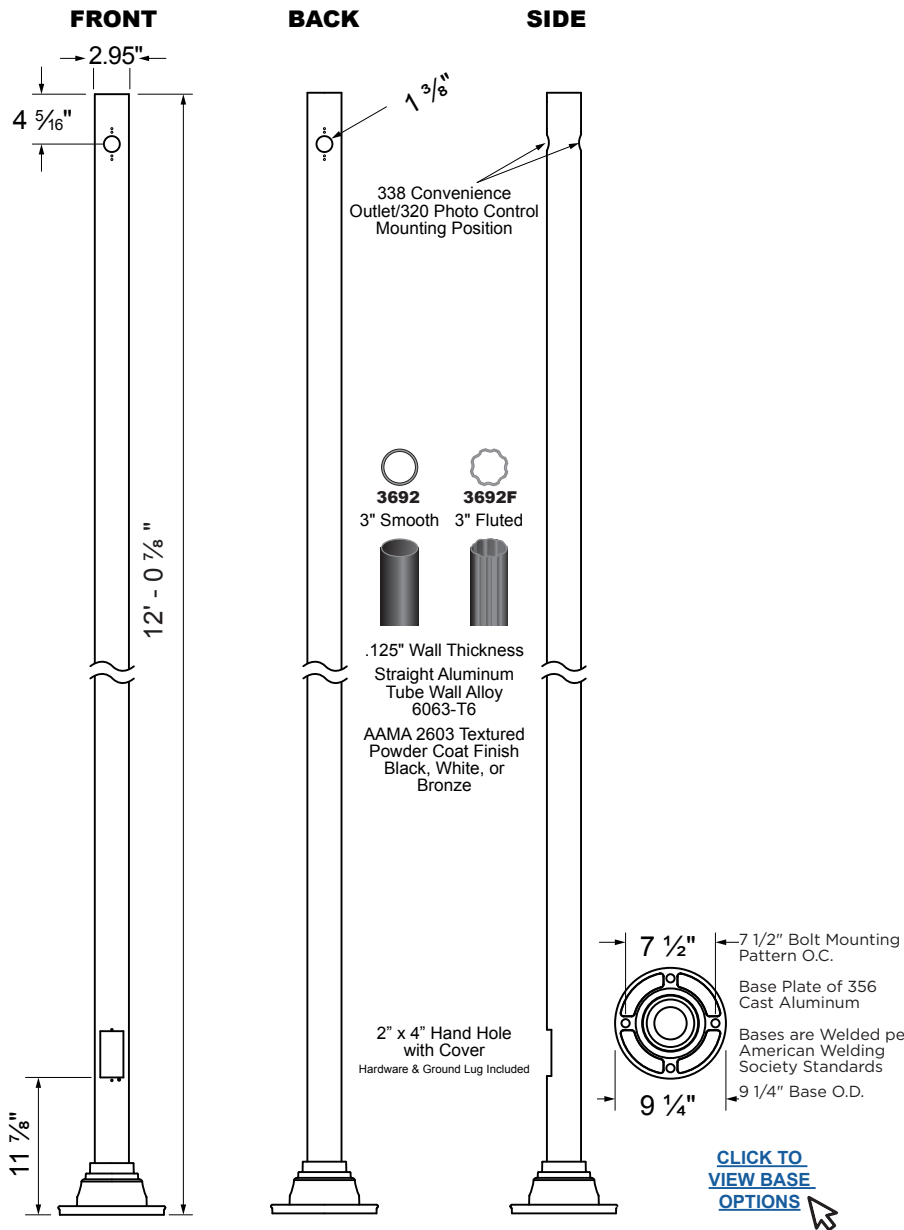


**ROUND ALUMINUM 12 FOOT LONG  
3 INCH DIAMETER SURFACE MOUNT 3692/3692F COMMERCIAL POSTS**



**Maximum EPA (ft<sup>2</sup>)**

Luminaire Weight: 100 lbs  
WIND MAP ON BACK

<b>110 MPH:</b>	2.25
<b>115 MPH:</b>	2.00
<b>120 MPH:</b>	1.75
<b>130 MPH:</b>	1.25
<b>140 MPH:</b>	0.75
<b>150 MPH:</b>	0.50
<b>160 MPH:</b>	0.25

Increased luminaire weight may reduce maximum EPA

**Dimensions**

<b>Mounting Height:</b>	12 ft
<b>Wall Thickness:</b>	.125 in
<b>Butt Diameter:</b>	3 in
<b>Top Outer Diameter:</b>	2.95 in
<b>Base Diameter :</b>	9 1/4 in
<b>Bolt Circle:</b>	7 1/2 in
<b>Bolt Projection:</b>	3 in
<b>Bolt Size:</b>	1/2 x 12 in
<b>Net Weight:</b>	19 lbs

**Anchor Bolts**

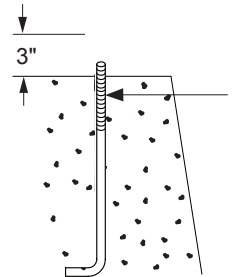
BOLTS & TEMPLATE INCLUDED  
(4 ea.) 1/2" x 12" Galvanized Steel Anchor Bolts

AASHTO M314-90 Grade 55  
Threaded End Galvanized Per ASTM A153 With (4 ea.) Galvanized Steel Leveling Hex Nuts, (4 ea.) Fasting Hex Nuts, and (8 ea.) Washers

INSTALL IN REINFORCED CONCRETE (BY OTHERS)

**SEE SAFETY NOTES ON BACK**

\* MOQs Apply \*\* To meet U.L. and N.E.C. standards, any post designed to be mounted over 8' above ground includes a 2" x 4" Hand Hole and ground wire. \*\*\* Post comes pre-drilled when ordered with Tenon option.



**SPECIFICATIONS**

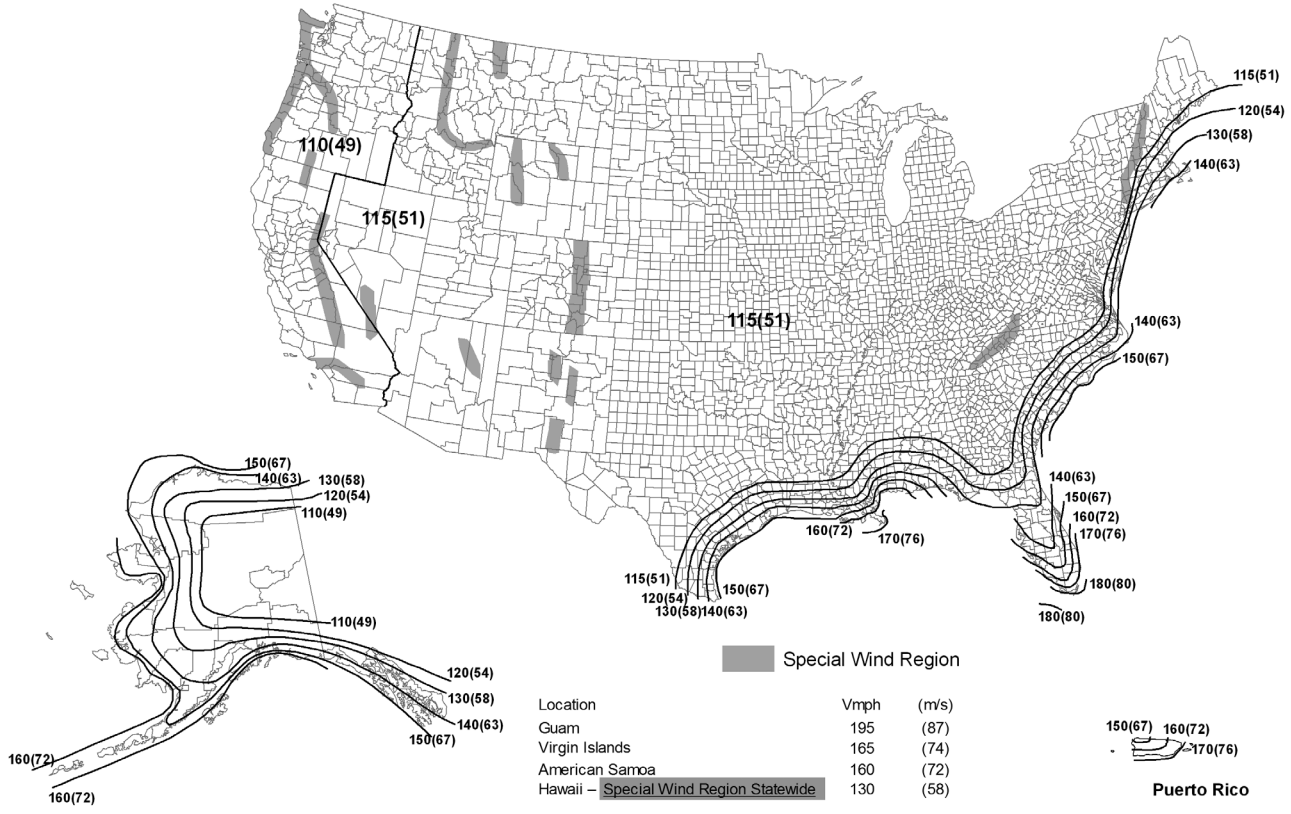
- Powdercoated Aluminum
- Fits Most 3" Post Top Fixtures
- Welded Flange Base Included

**3" SMOOTH ROUND ALUMINUM**  
.125" WALL THICKNESS

**GUIDE CODE: 3692-BK-HH**

ITEM #	DECORATIVE COVER	COLOR	120V OPTIONS
<b>3692-12'</b>	<b>AB</b> -Americana <b>DB</b> -Decor <b>HX</b> -Hexagon <b>RB</b> -Round Cover <b>VB</b> -Victorian	<b>BK</b> -Black <b>BZ</b> -Bronze <b>WH</b> -White	<b>C</b> -Conv. Outlet (338) <b>320</b> -Ezee Change Photo Control <b>HH*</b>
<b>3" FLUTED ROUND ALUMINUM</b> .125" WALL THICKNESS			
<b>3692F-12'</b>	<b>AB</b> -Americana <b>DB</b> -Decor <b>HX</b> -Hexagon <b>RB</b> -Round Cover <b>VB</b> -Victorian	<b>BK</b> -Black <b>BZ</b> -Bronze <b>WH</b> -White	<b>688</b> -Button Photo Control <b>HH*</b>

Call factory for custom lengths & colors. \*To meet U.L. and N.E.C. standards, any post designed to be mounted over 8' above ground includes a 2" x 4" (HH) Hand Hole and ground lug unless otherwise specified. Specifications subject to change without notice.



**Notes:**

1. Values are nominal design 3-second gust wind speeds in miles per hour (m/s) at 33 ft (10m) above ground for Exposure C category.
2. Linear interpolation between contours is permitted.
3. Islands and coastal areas outside the last contour shall use the last wind speed contour of the coastal area.
4. Mountainous terrain, gorges, ocean promontories, and special wind regions shall be examined for unusual wind conditions.
5. Wind speeds correspond to approximately a 7% probability of exceedance in 50 years (Annual Exceedance Probability = 0.00143, MRI = 700 Years).

The material presented is for general data purposes only and intended solely as informational guidance. Wave Lighting assumes no responsibility for errors or omissions in the material provided above. In no event shall Wave Lighting be liable for any special, direct, consequential, or incidental damages or any damages whatsoever, whether in action or contract, negligence or other tort, arising out of or in connection with the use of this data provided. Always consult local professionals to determine maximum wind velocities, gusting, and unique weather conditions for each specific application.

- Fixture and pole EPA values are based on wind pressures and forces specified in ANSI/ASCE 7-10.
- Wind speeds and listed EPAs are for ground mounting installations.
- Values are the highest-mile speeds at 33ft. (10 m) above ground for exposure Category 2.
- Local code may require wind speeds other than those shown on map.
- Harsh weather conditions such as hurricanes, typhoons, cyclones, or tornadoes may expose poles to flying debris and other disastrous effects not included in velocity ratings.

**SAFETY NOTES**

Selecting a post for performance and safety requires a full understanding of various factors and conditions. Professional engineering assistance in selecting a post is highly recommended. Purchaser is responsible for meeting any and all codes or requirements. If you choose a post without getting such assistance, you do so at your own risk.