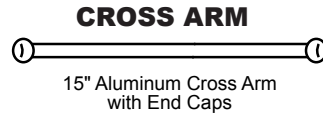
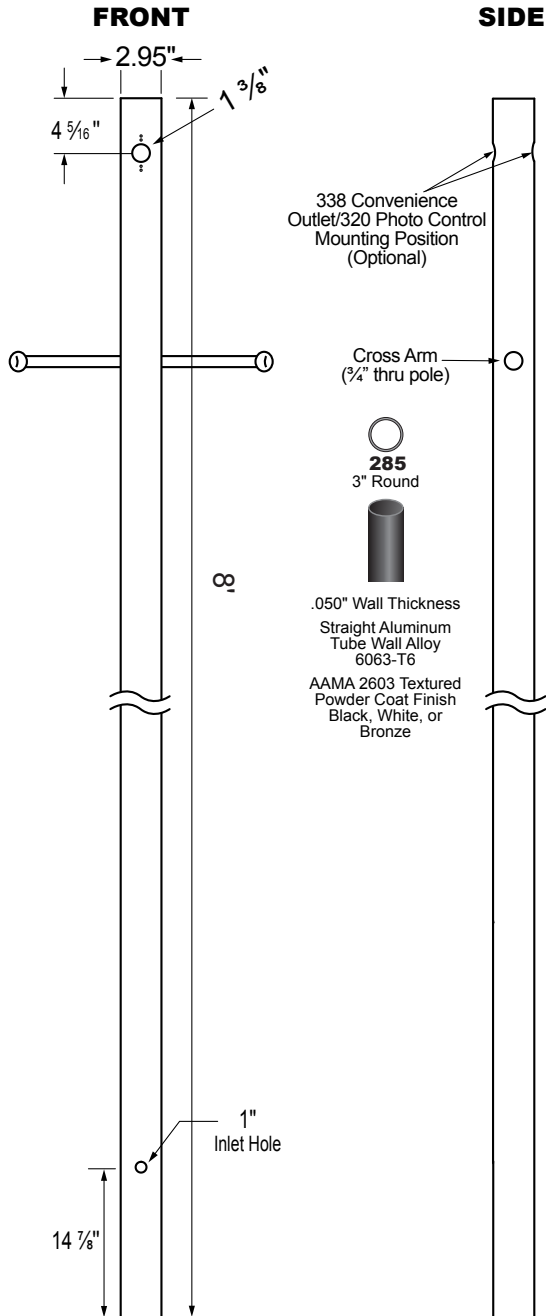


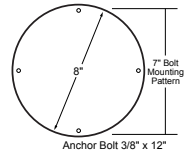
**ROUND ALUMINUM 8 FOOT LONG
3 INCH DIAMETER SURFACE MOUNT**

283

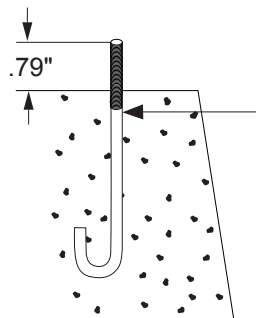
RESIDENTIAL POSTS



ST BASEPLATE



Anchor Bolts




BOLTS & TEMPLATE INCLUDED
 (4 ea.) 1.66" x 11.81" Galvanized Steel Anchor Bolts
 AASHTO M314-90 Grade 55 Threaded End Galvanized Per ASTM A153 With (4 ea.) Galvanized Steel Leveling Hex Nuts, (4 ea.) Fasting Hex Nuts, and (8 ea.) Washers
INSTALL IN REINFORCED CONCRETE (BY OTHERS)

BASE & COVER TYPE



STV-STANDARD BASE 2403 WITH ALUMINUM COVER 2410



STP-STANDARD BASE 2403 WITH POLYETHYLENE COVER 2420

Dimensions

- Mounting Height:** 8 ft
- Wall Thickness:** 0.050 in
- Butt Diameter:** 3 in
- Top Outer Diameter:** 2.95 in
- Base Diameter:** 3 in
- Bolt Circle:** 7 in
- Bolt Projection:** 0.5 in
- Bolt Size:** 1.66 x 11.81 in
- Net Weight:** 8 lbs

SPECIFICATIONS

- Crossarm Included Unless Otherwise Specified
- Powdercoated Aluminum
- Fits Most 3" Post Top Fixtures
- Includes Inlet Hole
- Optial Decorative Base Options Available

POST DIMENSIONS: O.D. = O.D. = 2.950", I.D. = 2.850", WALL = .050"

GUIDE CODE: 283-STP-C320-BK

ITEM #	BASE & COVER TYPE	120V OPTIONS	COLOR
283-8'	ST-Standard Base STV-ST Base w/Cover STP-Polyethylene Base (black only)	C-Conv. Outlet (338) 320-Ezee Change Photo Control NCA-No Cross Arm	BK-Black BZ-Bronze WH-White

NOTE: Posts with Crossarm, Photo Control, or Convenience Outlet come pre-punched for installation. Minor assembly required.



Notes:

1. Values are nominal design 3-second gust wind speeds in miles per hour (m/s) at 33 ft (10m) above ground for Exposure C category.
2. Linear interpolation between contours is permitted.
3. Islands and coastal areas outside the last contour shall use the last wind speed contour of the coastal area.
4. Mountainous terrain, gorges, ocean promontories, and special wind regions shall be examined for unusual wind conditions.
5. Wind speeds correspond to approximately a 7% probability of exceedance in 50 years (Annual Exceedance Probability = 0.00143, MRI = 700 Years).

The material presented is for general data purposes only and intended solely as informational guidance. Wave Lighting assumes no responsibility for errors or omissions in the material provided above. In no event shall Wave Lighting be liable for any special, direct, consequential, or incidental damages or any damages whatsoever, whether in action or contract, negligence or other tort, arising out of or in connection with the use of this data provided. Always consult local professionals to determine maximum wind velocities, gusting, and unique weather conditions for each specific application.

- Fixture and pole EPA values are based on wind pressures and forces specified in ANSI/ASCE 7-10.
- Wind speeds and listed EPAs are for ground mounting installations.
- Values are the highest-mile speeds at 33ft. (10 m) above ground for exposure Category 2.
- Local code may require wind speeds other than those shown on map.
- Harsh weather conditions such as hurricanes, typhoons, cyclones, or tornadoes may expose poles to flying debris and other disastrous effects not included in velocity ratings.

SAFETY NOTES

Selecting a post for performance and safety requires a full understanding of various factors and conditions. Professional engineering assistance in selecting a post is highly recommended. Purchaser is responsible for meeting any and all codes or requirements. If you choose a post without getting such assistance, you do so at your own risk.