

Residential Post Accessories

POST FIXTURE ADAPTORS

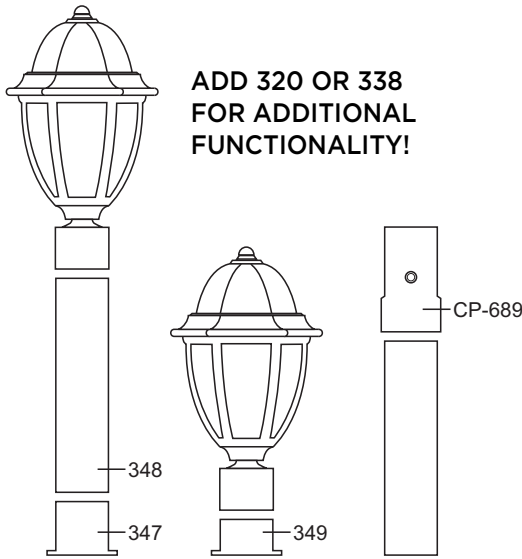
←2.950"→



348
Black
348BZ
Bronze
348WH
White

Stub Post


- Custom Length 3" Stub Post for use with **347** Surface Mount Adaptor
- .050" Wall Thickness
- Length: (XX) must be in 6" intervals Example Part Number: **348-12**
- Max Length 104"



ADD 320 OR 338 FOR ADDITIONAL FUNCTIONALITY!

CP-689

←2.6875"→




3.25"

347
Black
347B
Bronze
347W
White

I.D. = 2.42"
O.D. = 2.83"

- Pier Mount Adaptor for use with 348 Stub Post

← 2.875" →

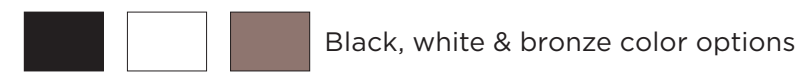


2.25"

349
Black
349B
Bronze
349W
White

I.D. = 2.38"
O.D. = 2.95"

- Pier Mount Adaptor for 3" Post Mount Fixtures



POST ACCESSORIES



335
Black
335B
Bronze
335W
White


- 15" Aluminum Crossarm with Gold End Caps
- 3/4" Dia. mounting hole required



0500662
Black
0500663
White

- Crossarm Plugs for 3/4" Dia. hole

← 3" →



2.25"

O.D. = 2.93"
I.D. = 2.93"


CP-689 Photocell Adaptor

- 688 120V Photo Control in hardware bag (assembly required) with Adaptor for 3" Posts
- Not for use with commercial fixtures
- Available in black only
- Up to 300W Incandescent, 60W LED, 39W Fluorescent, & 100W H.I.D.

PHOTOCONTROLS & OUTLETS FOR POST APPLICATIONS



←1.75"→



2.125"

320
Black
320Z
Bronze
320W
White

- 120V for 3" Post with Ezee Change Plug
- 1.375" Dia. mounting hole required
- Up to 300W Incandescent, 60W LED, 39W Fluorescent, & 100W H.I.D.

←1.125"→




1.75"

688

- 120V Button Photo Control
- .6875" Dia. mounting hole required
- Up to 300W Incandescent, 60W LED, 39W Fluorescent, & 100W H.I.D.
- Available in black only

← 2" →



3.125"

338
Black
338B
Bronze
338W
White

- 120V Grounded Convenience Outlet
- 1.375" Dia. mounting hole required
- Polycarbonate housing

SEE SAFETY NOTE ON PAGE 66